


C-WD DUAL WINDOW WIDEBAND COUPLERS

Features:

- Low insertion loss
- High uniformity
- Customized packaging available
- Environmentally stable

Applications:

- Telecommunications
- Local area network
- FTTH deployments
- Video transmission
- Fiber optic sensing
- Testing instruments
- CATV



Performance Specifications:

ITEM	Dual Window Wideband Couplers (50:50)	
Operating Wavelength, nm	1310 ± 40 and 1550 ± 40	
Grade	Super (S)	High (H)
Typical Excess Loss, dB	0.08	0.2
Uniformity, dB (50:50)	0.8	1.2
Thermal Stability, dB (peak-peak)	≤0.2	≤0.3
Polarization Stability, dB	≤0.15	≤0.20
Port Configuration	1 x 2 or 2 x 2	
Coupling Ratio	1:99 to 50:50, (50:50 standard)	
Insertion Loss, dB	Please refer to the coupling ratio vs. insertion loss chart	
Directivity, dB	≥50 (1 x 2), ≥60 (2 x 2)	
Reflectance, dB	≥50	
Operating Temperature, °C	-40 ~ +85 (*)	
Storage Temperature, °C	-55 ~ +85	
Package Options	1. coated fiber (250μm)	T5, MA, MB, M3
(for different pigtailling)	2. loose tube (900μm)	TA, MA, MB, M3
	3. PVC cable (3.0mm)	A1, MA, MB, M3

Note: 1. The packaging option codes are explained in Appendix.

2. * 0°C ~ +70°C for 900μm, 2.0mm, or 3.0mm cable.

3. Coupling Ratio option: 1:99 to 50:50

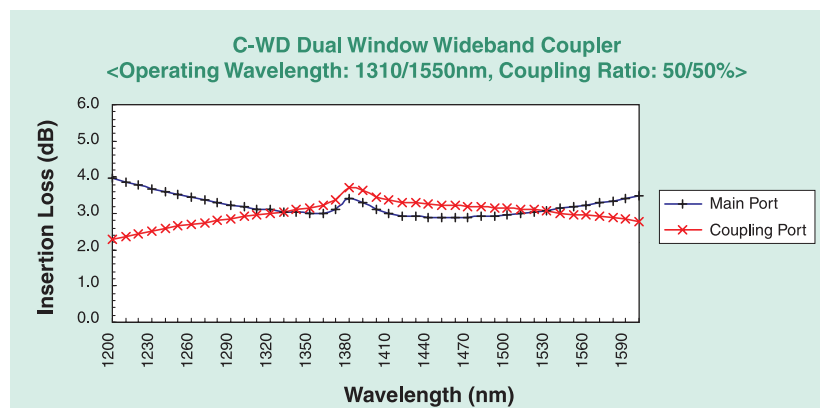
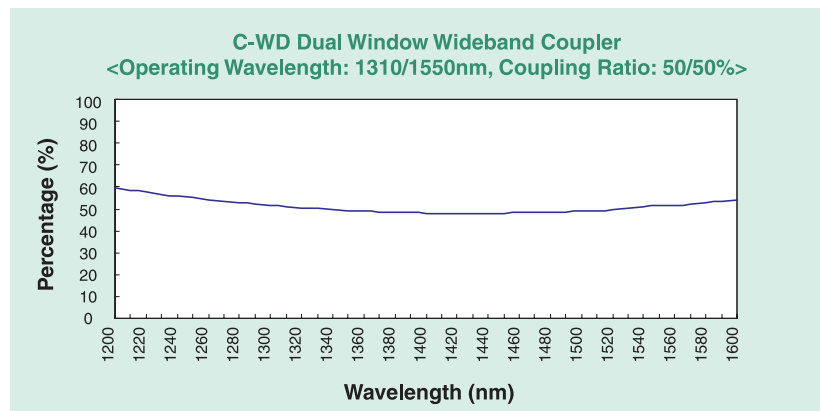
DUAL WINDOW WIDEBAND COUPLERS

Coupling Ratio VS. Insertion Loss:

Coupling Ratio (%)	Insertion Loss (dB)	
	Super Grade (S)	High Grade (H)
50 / 50	3.6	3.8
45 / 55	4.15 / 3.15	4.45 / 3.3
40 / 60	4.7 / 2.7	5.0 / 2.9
35 / 65	5.35 / 2.3	5.7 / 2.5
30 / 70	6.0 / 1.9	6.4 / 2.1
25 / 75	6.95 / 1.7	7.45 / 1.9
20 / 80	7.9 / 1.4	8.5 / 1.5
15 / 85	9.6 / 1.0	10.6 / 1.1
10 / 90	11.0 / 0.7	12.7 / 0.8
5 / 95	14.6 / 0.5	18.4 / 0.55
1 / 99	21.6 / 0.3	21.6 / 0.4

* Without Connector Loss

Spectral Performance:



DUAL WINDOW WIDEBAND COUPLERS

Ordering Information:

C - WD - - - - - 35 - /

Fiber Type (for both ends)

- A Corning SMF-28e+
- J G.657. A1 fiber

Pigtail Type (for both ends)

- C T5 with coated fiber
- D MA/MB/M3 with coated fiber
- L TA with loose tube cable
- M MA/MB/M3 with loose tube cable
- O A1 with PVC 2.0mm cable
- Q A1 with PVC 3.0mm cable
- R MA/MB/M3 with PVC 3.0mm cable
- S MA/MB/M3 with adaptors
- X Others, please specify

Coupling Ratio

01 ~ 50 Please specify

Grade

- S Super
- H High

Port Number

- 12 1 x 2
- 22 2 x 2

Pigtail Length (for each port)

- | | | | |
|----|-----------|----|------------------------|
| 10 | 1 meter | 05 | 0.5 meter |
| 20 | 2 meter | 15 | 1.5 meter |
| 00 | Modulized | XX | Others, please specify |

Connector Type (Input / Output)

- | | | | |
|----|------------------------|----|-------------|
| FC | FC type | AP | FC/APC type |
| SC | SC type | AS | SC/APC type |
| ST | ST type | LC | LC type |
| MU | MU type | NC | None |
| XX | Others, please specify | | |